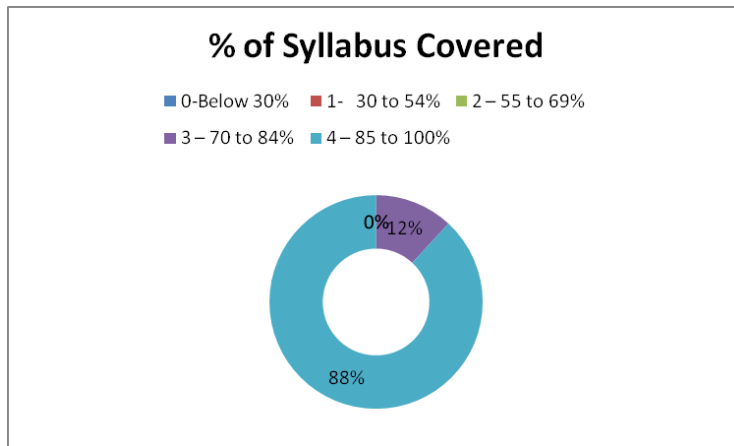


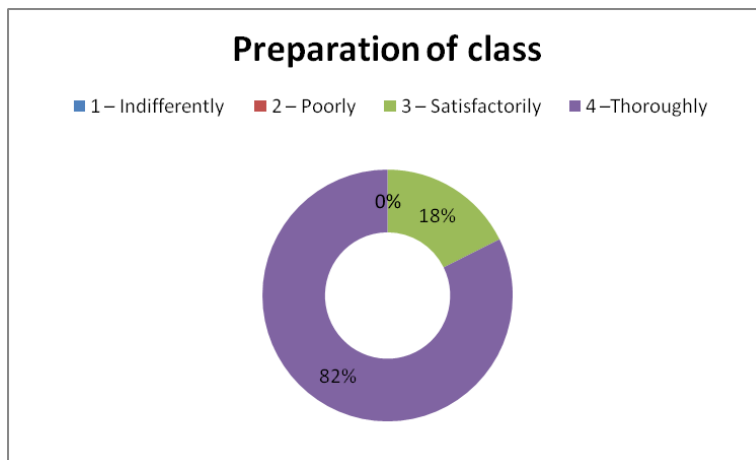
1. How much of the syllabus was covered in the class?

% of Syllabus Covered
0-Below 30%
1- 30 to 54%
2 – 55 to 69%
3 – 70 to 84%
4 – 85 to 100%



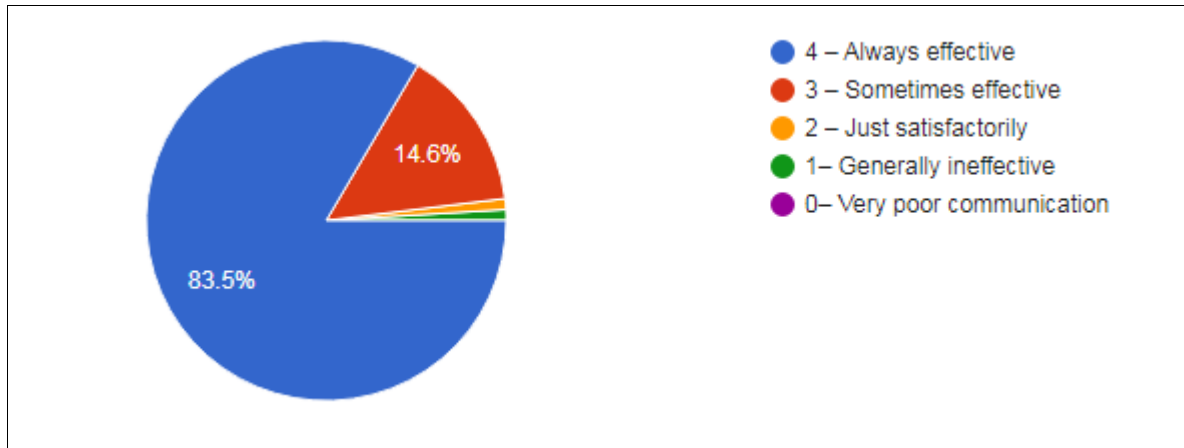
2. How well did the teachers prepare for the classes?

Preparation of class
1 – Indifferently
2 – Poorly
3 – Satisfactorily
4 –Thoroughly



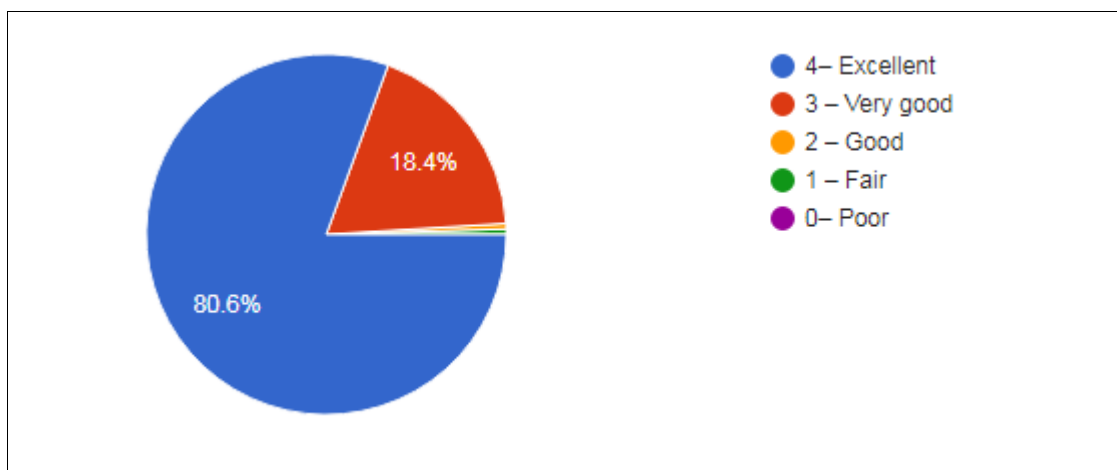
3.How well were the teachers able to communicate?

Communication by Faculty
1– Generally ineffective
2 – Just satisfactorily
3 – Sometimes effective
4 – Always effective



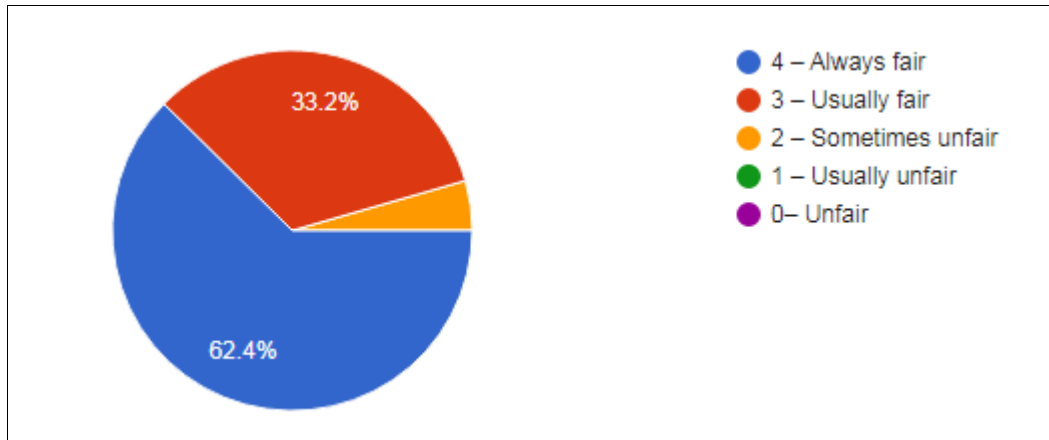
4.The teacher’s approach to teaching can best be described as

Teaching Approach
1 – Fair
2 – Good
3 – Very good
4– Excellent



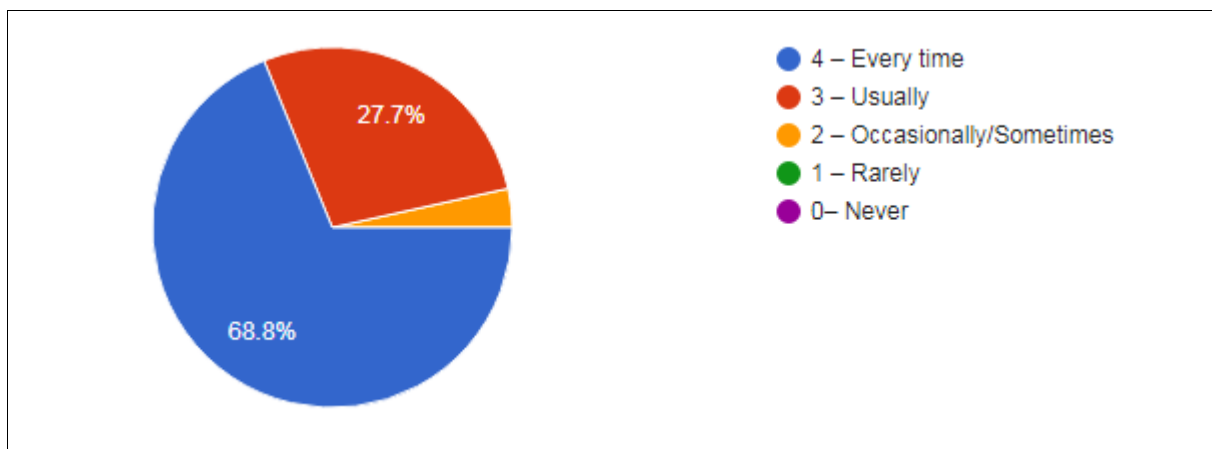
5. Fairness of the internal evaluation process by the teachers.

Internal Evaluation Process
1 – Usually unfair
2 – Sometimes unfair
3 – Usually fair
4 – Always fair



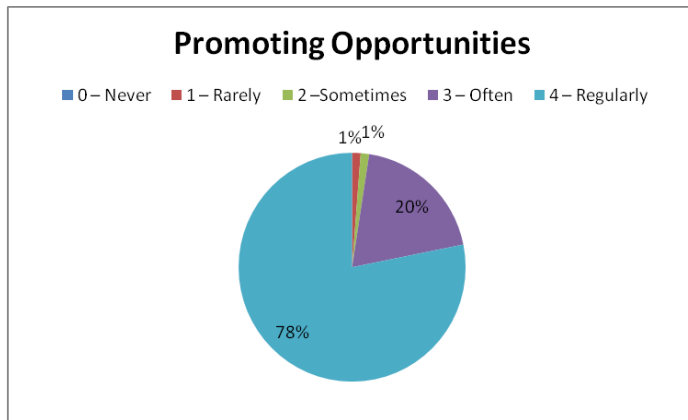
6. Was your performance in assignments discussed with you?

Performance Discussion
0 – Never
1 – Rarely
2 – Occasionally/Sometimes
3 – Usually
4 – Every time



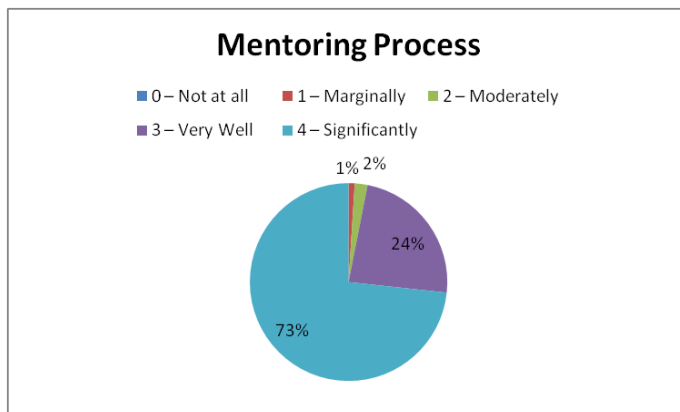
7.The institute takes active interest in promoting internship, student exchange, field visit opportunities for students

<b>Promoting Opportunities</b>
0 – Never
1 – Rarely
2 – Sometimes
3 – Often
4 – Regularly



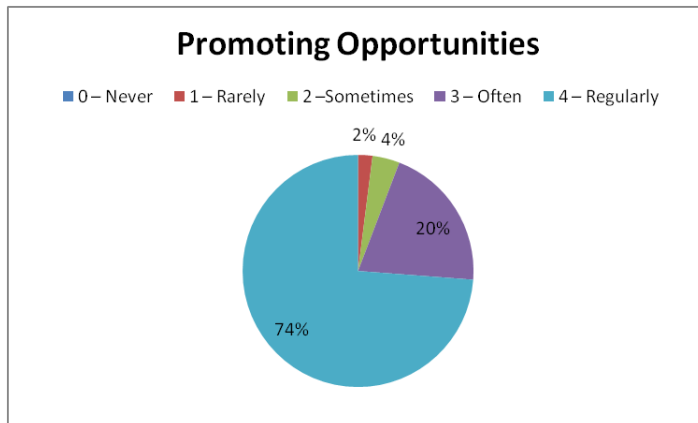
8.The teaching and mentoring process in your institution facilitates you in cognitive, social and emotional growth.

<b>Mentoring Process</b>
0 – Not at all
1 – Marginally
2 – Moderately
3 – Very Well
4 – Significantly



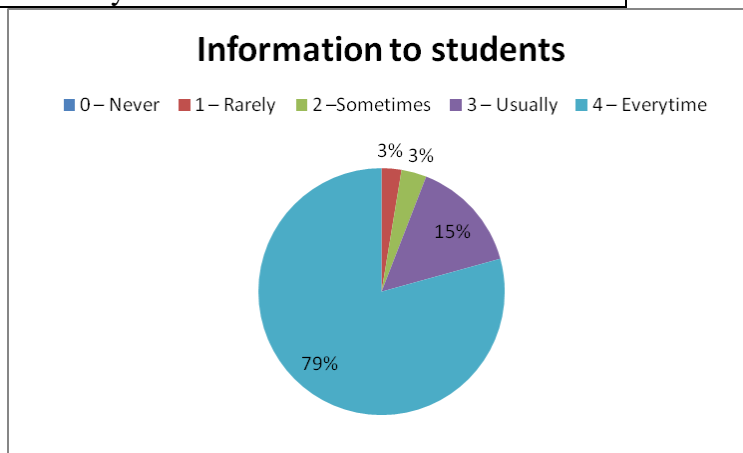
9.The institution provides multiple opportunities to learn and grow.

Promoting Opportunities
0 – Never
1 – Rarely
2 –Sometimes
3 – Often
4 – Regularly



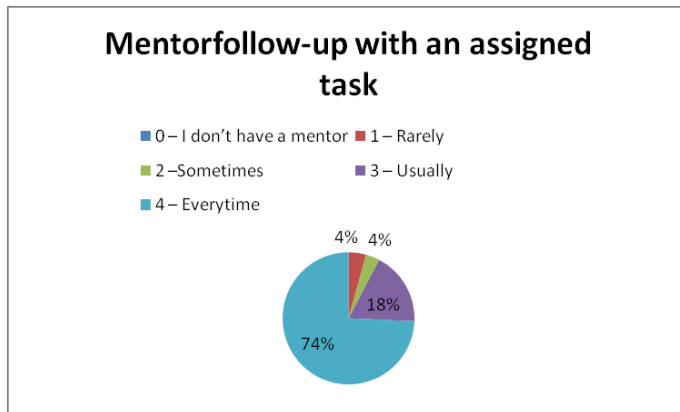
10.Teachers inform you about your expected competencies, course outcomes and programme outcomes.

Information to students
0 – Never
1 – Rarely
2 –Sometimes
3 – Usually
4 – Everytime



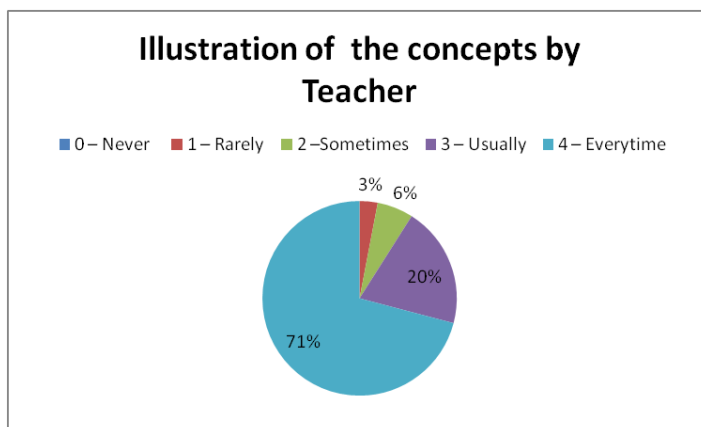
11. Your mentor does a necessary follow-up with an assigned task to you.

Mentor follow-up with an assigned task
0 – I don't have a mentor
1 – Rarely
2 – Sometimes
3 – Usually
4 – Everytime



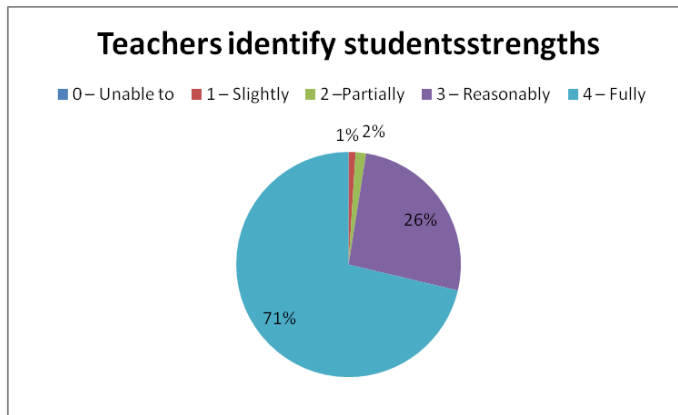
12. The teachers illustrate the concepts through examples and applications.

Illustration of the concepts by Teacher
0 – Never
1 – Rarely
2 – Sometimes
3 – Usually
4 – Everytime



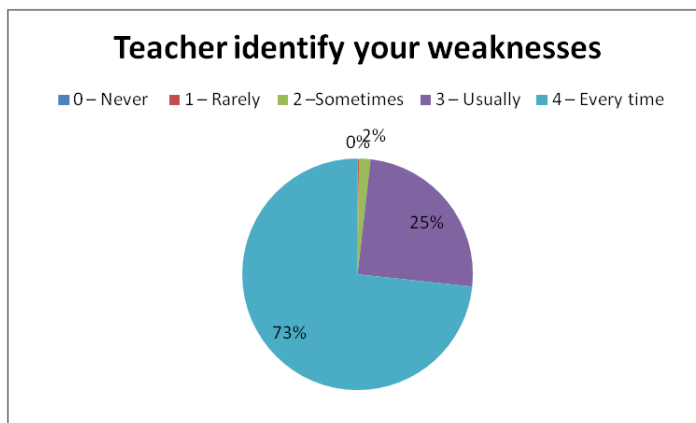
13. The teachers identify your strengths and encourage you with providing right level of challenges.

Teachers identify students strengths
0 – Unable to
1 – Slightly
2 –Partially
3 – Reasonably
4 – Fully



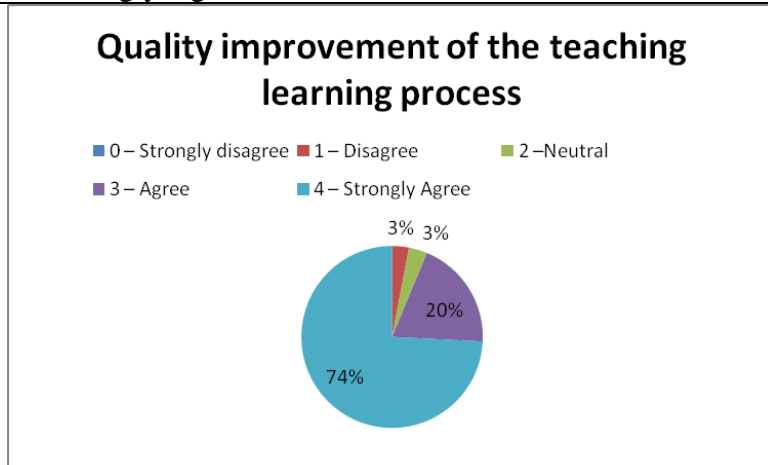
14. Teachers are able to identify your weaknesses and help you to overcome them.

Teacher identify your weaknesses
0 – Never
1 – Rarely
2 –Sometimes
3 – Usually
4 – Every time



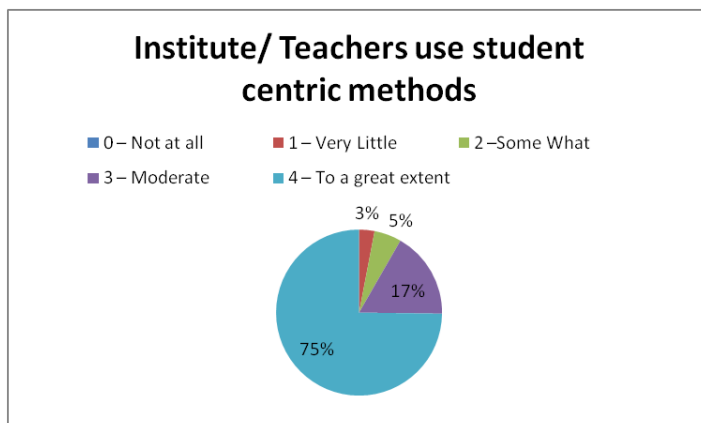
15.The institution makes effort to engage students in the monitoring, review and continuous quality improvement of the teaching learning process.

Quality improvement of the teaching learning process
0 – Strongly disagree
1 – Disagree
2 – Neutral
3 – Agree
4 – Strongly Agree



16.The institute/ teachers use student centric methods, such as experiential learning, participative learning and problem solving methodologies for enhancing learning

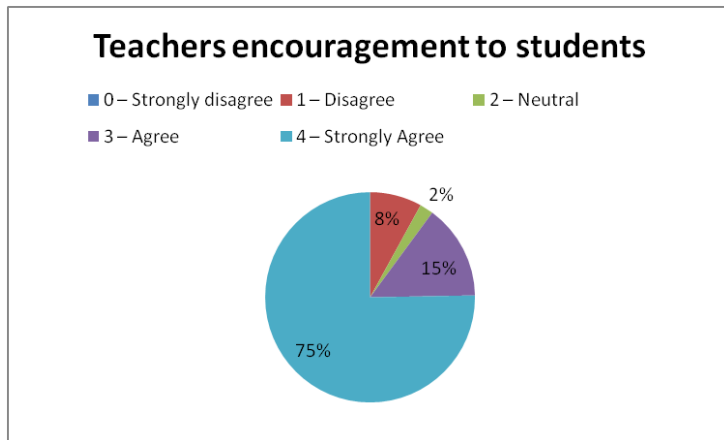
Institute/ Teachers use student centric methods
0 – Not at all
1 – Very Little
2 – Some What
3 – Moderate
4 – To a great extent





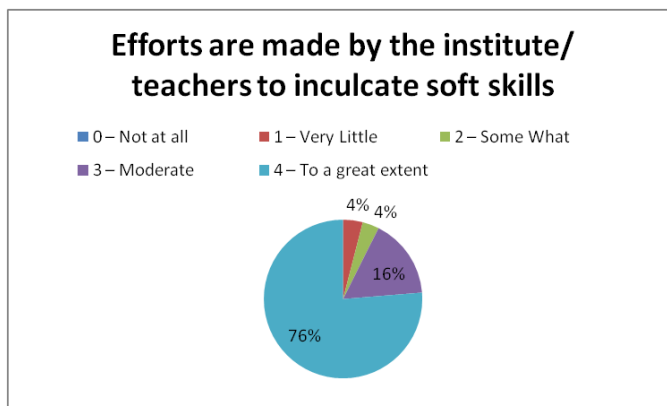
17. Teachers encourage you to participate in extracurricular activities.

Teachers encouragement to students
0 – Strongly disagree
1 – Disagree
2 – Neutral
3 – Agree
4 – Strongly Agree



18. Efforts are made by the institute/ teachers to inculcate soft skills, life skills and employability skills to make you ready for the world of work.

Efforts are made by the institute/ teachers to inculcate soft skills
0 – Not at all
1 – Very Little
2 – Some What
3 – Moderate
4 – To a great extent



19. What percentage of teachers use ICT tools such as LCD projector, Multimedia, etc. while teaching.

Teachers use ICT tools
0 – Strongly disagree
1 – Disagree
2 – Neutral
3 – Agree
4 – Strongly Agree

